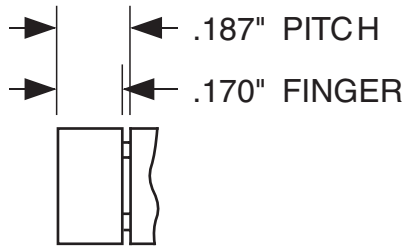
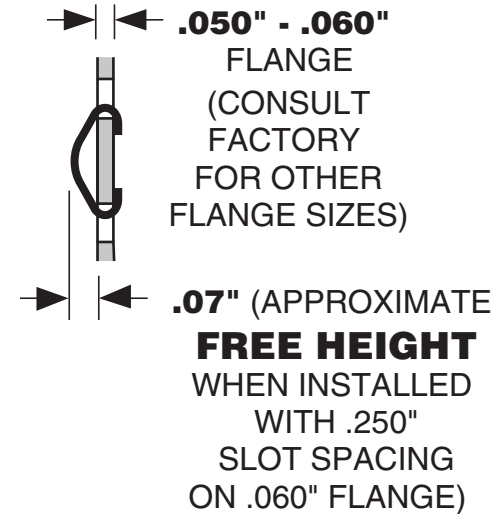
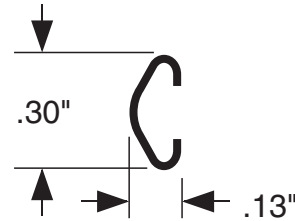


**FINISH CODES**

**FILL IN SHADED AREAS TO COMPLETE THE PART DESCRIPTION**



SEE NOTE 3  
 LENGTHS UP TO 4 FINGERS



**TECH-ETCH MANUFACTURING PART NUMBER**

|  |                       |                |
|--|-----------------------|----------------|
| 187S30   | -                     | -              |
| (PROFILE)  | -                     | (FINISH)       |
| CHOOSE   | STANDARD THICKNESS OR | "TF" THICKNESS |
| <b>LENGTH CALCULATOR FOR PART NUMBER ABOVE</b>                   |                       |                |
| CLICK HERE FOR STOCK LENGTH,<br>OR ENTER NUMBER OF FINGERS HERE: |                       |                |

**NOTES:**

1. MATERIAL .0035" BeCu, C17200 HARDENED.
2. FINISH: AS SPECIFIED - SEE TOP LEFT.
- 3 STRIPS MAY BE SUPPLIED CUT TO ANY FULL FINGER INCREMENT.  
ALLOWED LENGTHS = NUMBER OF FINGERS MINUS SLOT WIDTH.
4. UNLESS OTHERWISE SPECIFIED DIMENSIONS ARE IN INCHES.

UNLESS OTHERWISE SPECIFIED ALL TOLERANCES TO BE:  
 .XX ±.02  
 .XXX ±.005  
 .X ±.005/in.

**Tech-Etch**

45 Aldrin Road, Plymouth, MA 02360  
 TEL 508-747-0300 • FAX 508-746-9639  
 sales@tech-etch.com • www.tech-etch.com

|                        |  |
|------------------------|--|
| SCALE:<br><b>200%</b>  | CATALOG PROFILE:<br><b>187S30</b>                        |
| DATE:<br><b>5/1/03</b> | PART NAME:<br><b>Snap-on Symmetrical Slot/Edge Mount</b> |
| CUSTOMER PART NUMBER:  |  |