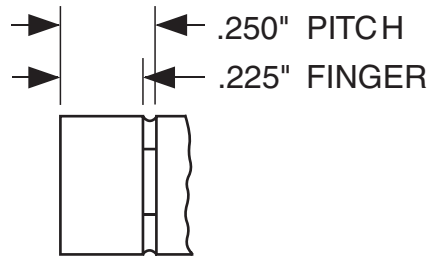
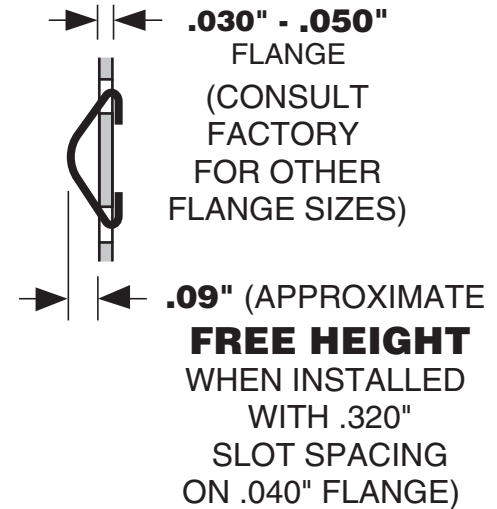
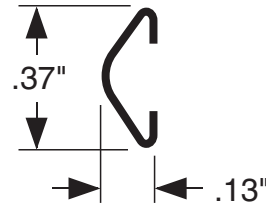


**FINISH CODES**

**FILL IN SHADED AREAS TO COMPLETE THE PART DESCRIPTION**



SEE NOTE  $\triangle 3$   
LENGTHS UP TO 4 FINGERS



**TECH-ETCH MANUFACTURING PART NUMBER**

250S37 - -			
(PROFILE)	-	(LENGTH)	- (FINISH)
<b>LENGTH CALCULATOR FOR PART NUMBER ABOVE</b>			
CLICK HERE FOR STOCK LENGTH, OR ENTER NUMBER OF FINGERS HERE:			

**NOTES:**

1. MATERIAL .002" BeCu, C17200 HARDENED.
2. FINISH: AS SPECIFIED - SEE TOP LEFT.
- $\triangle 3$  STRIPS MAY BE SUPPLIED CUT TO ANY FULL FINGER INCREMENT.  
ALLOWED LENGTHS = NUMBER OF FINGERS MINUS SLOT WIDTH.
4. UNLESS OTHERWISE SPECIFIED DIMENSIONS ARE IN INCHES.

UNLESS OTHERWISE SPECIFIED ALL TOLERANCES TO BE:  
.XX  $\pm$ .02  
.XXX  $\pm$ .005  
.X  $\pm$ .005/in.

**Tech-Etch**

45 Aldrin Road, Plymouth, MA 02360  
TEL 508-747-0300 • FAX 508-746-9639  
sales@tech-etch.com • www.tech-etch.com

SCALE: <b>200%</b>	CATALOG PROFILE: <b>250S37</b>
DATE: <b>5/1/03</b>	PART NAME: <b>Snap-on Symmetrical Slot/Edge Mount</b>
CUSTOMER PART NUMBER:	