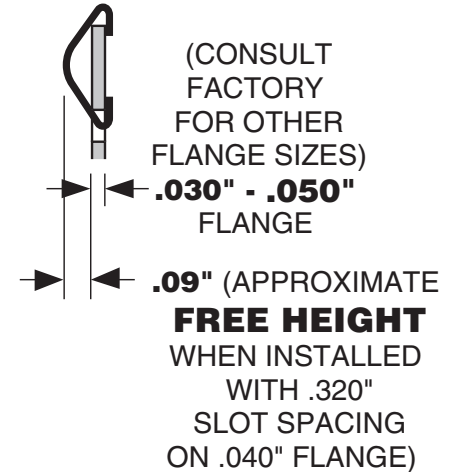
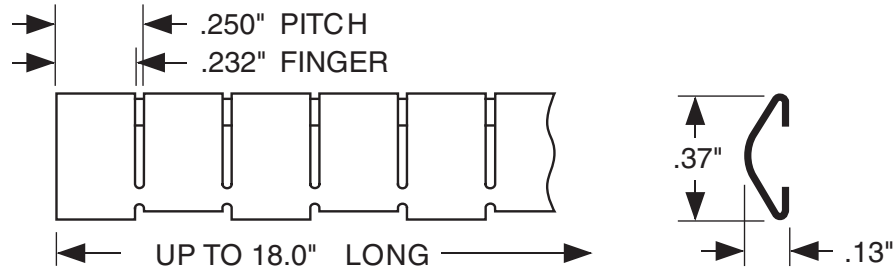
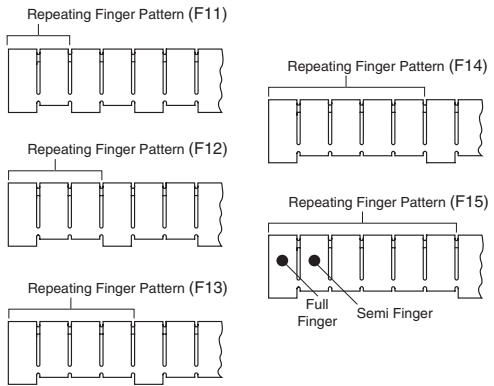


FINISH CODES

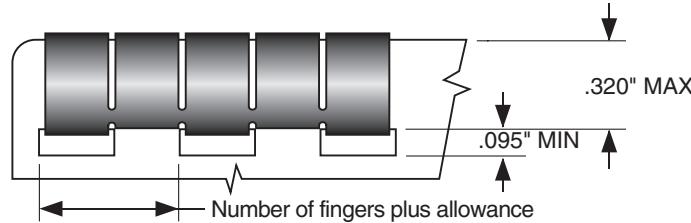
FILL IN SHADED AREAS TO COMPLETE THE PART DESCRIPTION



SELECT FINGER PATTERN DESIRED



SEE NOTE ³
 REPEATING FINGER PATTERN F11 SHOWN



TECH-ETCH MANUFACTURING PART NUMBER

250VE37F - -
 (PROFILE) - (LENGTH) - (FINISH)

LENGTH CALCULATOR FOR PART NUMBER ABOVE

CLICK HERE FOR STOCK LENGTH,
 OR ENTER NUMBER OF FINGERS HERE:

NOTES:

1. MATERIAL .002" BeCu, C17200 HARDENED.
2. FINISH: AS SPECIFIED - SEE TOP LEFT.
- ³ STRIPS MAY BE SUPPLIED CUT TO ANY FULL FINGER INCREMENT.
 ALLOWED LENGTHS = NUMBER OF FINGERS MINUS SLOT WIDTH.
4. UNLESS OTHERWISE SPECIFIED DIMENSIONS ARE IN INCHES.

UNLESS OTHERWISE SPECIFIED ALL TOLERANCES TO BE:

- .XX ±.02
- .XXX ±.005
- .X ±.005/in.

Tech-Etch

45 Aldrin Road, Plymouth, MA 02360
 TEL 508-747-0300 • FAX 508-746-9639
 sales@tech-etich.com • www.tech-etich.com

SCALE: 180%	CATALOG PROFILE: 250VE37F
DATE: 10/31/03	PART NAME: Snap-on Symmetrical Edge Mounting
CUSTOMER PART NUMBER:	