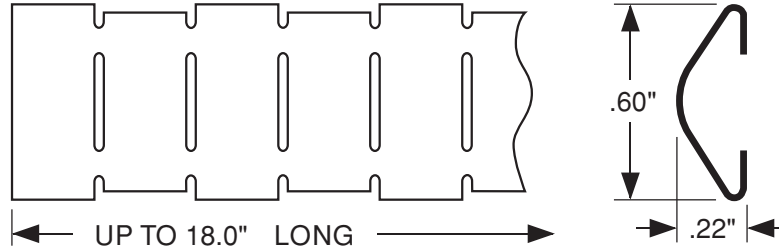


**FINISH CODES**

**FILL IN SHADED AREAS TO COMPLETE THE PART DESCRIPTION**

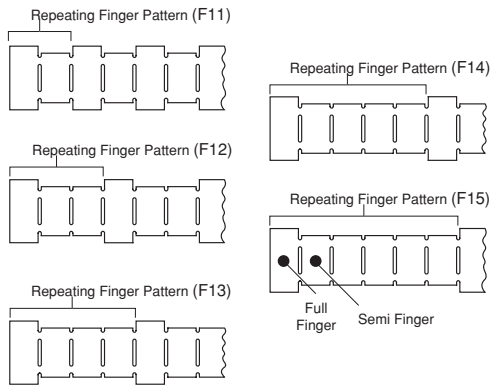
← .282" PITCH  
← .250" FINGER



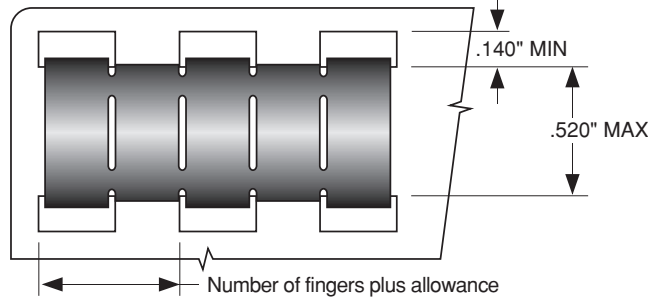
← .060" - .070"  
FLANGE  
(CONSULT  
FACTORY  
FOR OTHER  
FLANGE SIZES)

← .15" (APPROXIMATE  
**FREE HEIGHT**  
WHEN INSTALLED  
WITH .520"  
SLOT SPACING  
ON .070" FLANGE)

**SELECT FINGER PATTERN DESIRED**



SEE NOTE <sup>3</sup>  
REPEATING FINGER PATTERN F11 SHOWN



**TECH-ETCH MANUFACTURING PART NUMBER**

282V60F	-	-
(PROFILE)	(LENGTH)	(FINISH)
CHOOSE STANDARD THICKNESS OR "TF" THICKNESS		
<b>LENGTH CALCULATOR FOR PART NUMBER ABOVE</b>		
CLICK HERE FOR STOCK LENGTH,		
OR ENTER NUMBER OF FINGERS HERE:		

**NOTES:**

1. MATERIAL .005" BeCu, C17200 HARDENED.
2. FINISH: AS SPECIFIED - SEE TOP LEFT.
3. STRIPS MAY BE SUPPLIED CUT TO ANY FULL FINGER INCREMENT.  
ALLOWED LENGTHS = NUMBER OF FINGERS MINUS SLOT WIDTH.
4. UNLESS OTHERWISE SPECIFIED DIMENSIONS ARE IN INCHES.

UNLESS OTHERWISE SPECIFIED ALL TOLERANCES TO BE:

.XX ±.02  
.XXX ±.005  
.X ±.005/in.

**Tech-Etch**

45 Aldrin Road, Plymouth, MA 02360  
TEL 508-747-0300 • FAX 508-746-9639  
sales@tech-etch.com • www.tech-etch.com

SCALE: 170%

CATALOG PROFILE: 282V60F

DATE: 1/29/04

PART NAME: Snap-on Symmetrical Slot Mounting

CUSTOMER PART NUMBER: