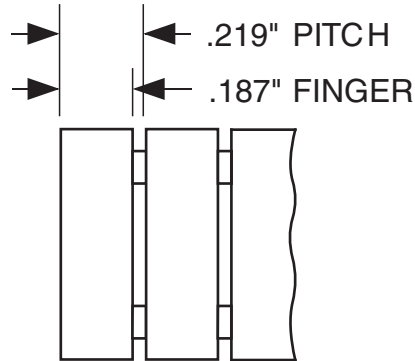


**FINISH CODES**

**FILL IN SHADED AREAS TO COMPLETE THE PART DESCRIPTION**



SEE NOTE <sup>3</sup>

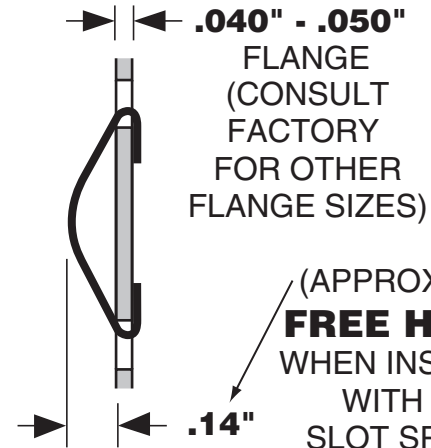
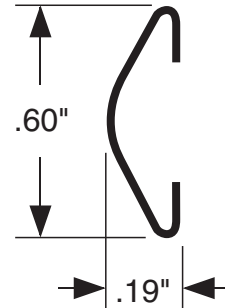
LENGTHS UP TO 4 FINGERS

**TECH-ETCH MANUFACTURING PART NUMBER**

219S60	-	-
(PROFILE)	-	(LENGTH) - (FINISH)
CHOOSE	STANDARD THICKNESS OR	"TF" THICKNESS
<b>LENGTH CALCULATOR FOR PART NUMBER ABOVE</b>		
CLICK HERE FOR STOCK LENGTH, OR ENTER NUMBER OF FINGERS HERE:		

**NOTES:**

1. MATERIAL ~~Al-6061~~ ~~Al-7075~~ ~~Al-7050~~ Cu, C17200 HARDENED.
2. FINISH: AS SPECIFIED - SEE TOP LEFT.
- <sup>3</sup> STRIPS MAY BE SUPPLIED CUT TO ANY FULL FINGER INCREMENT.  
ALLOWED LENGTHS = NUMBER OF FINGERS MINUS SLOT WIDTH.
4. UNLESS OTHERWISE SPECIFIED DIMENSIONS ARE IN INCHES.



**.040" - .050"**  
FLANGE  
(CONSULT  
FACTORY  
FOR OTHER  
FLANGE SIZES)

(APPROXIMATE  
**FREE HEIGHT**  
WHEN INSTALLED  
WITH .550"  
SLOT SPACING  
ON .050" FLANGE)

UNLESS OTHERWISE SPECIFIED ALL TOLERANCES TO BE:

- .XX ±.02
- .XXX ±.005
- .X ±.005/in.

**Tech-Etch**

45 Aldrin Road, Plymouth, MA 02360  
TEL 508-747-0300 • FAX 508-746-9639  
sales@tech-etch.com • www.tech-etch.com

SCALE:

200%

CATALOG PROFILE:

219S60

DATE:

5/1/03

PART NAME:

Snap-on Symmetrical Slot/Edge Mount

CUSTOMER PART NUMBER: